# Menu tree

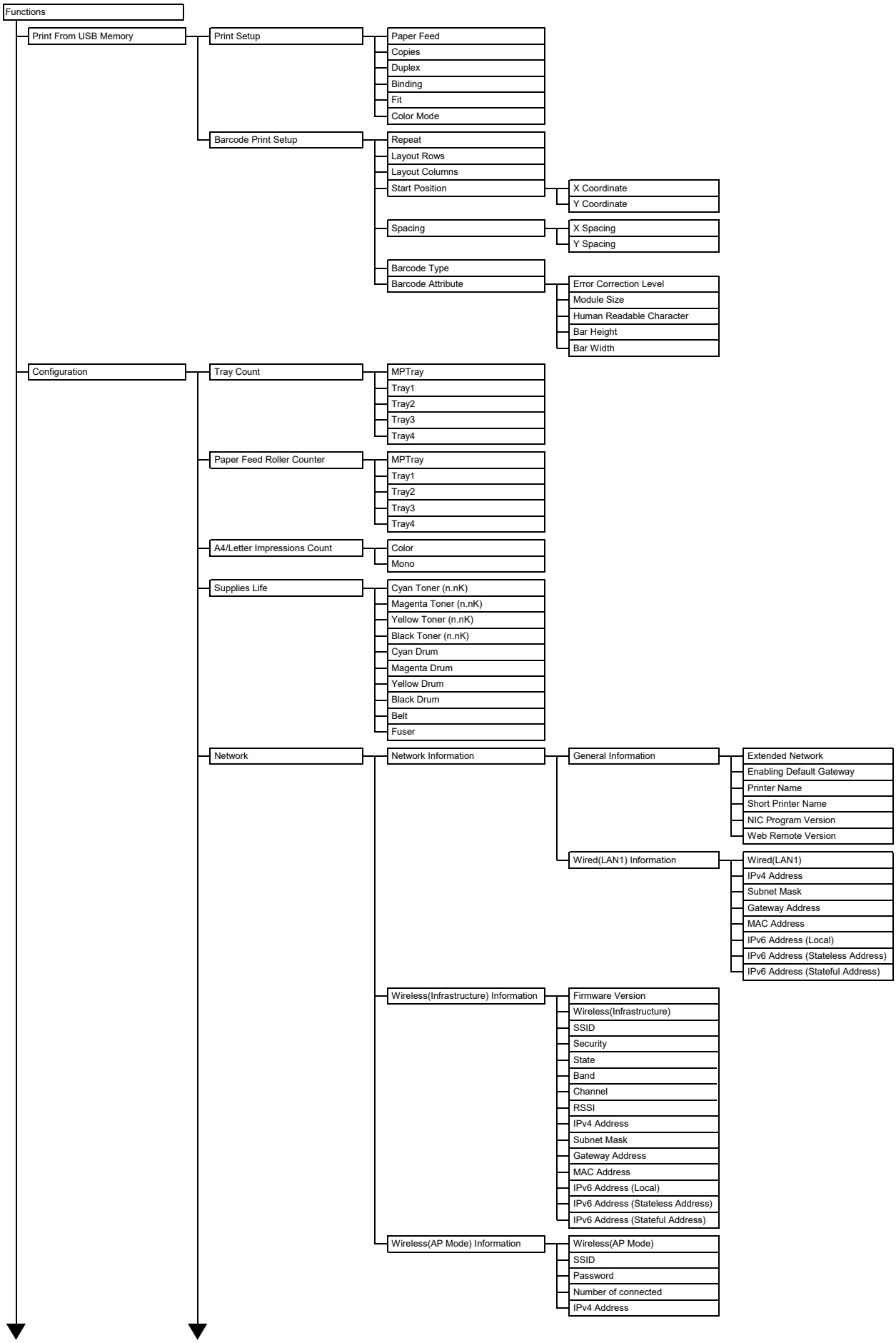
Functions
Print From USB Memory
Print Setup
Paper Feed
Copies
Duplex
Binding
Fit
Color Mode
Barcode Print Setup
Repeat
Layout Rows
Layout Columns
Start Position
X Coordinate
Y Coordinate
Spacing
X Spacing
Y Spacing
Barcode Type
Barcode Attribute
Error Correction Level
Module Size
Human Readable Character
Bar Height
Bar Width
Configuration
Tray Count
MPTray
Tray1
Tray2
Tray3
Tray4
Paper Feed Roller Counter
MPTray
Tray1
Tray2
Tray3
Tray4
A4/Letter Impressions Count
Color
Mono
Supplies Life
Cyan Toner (n.nK)
Magenta Toner (n.nK)
Yellow Toner (n.nK)
Black Toner (n.nK)
Cyan Drum
Magenta Drum
Yellow Drum
Black Drum
Belt
Fuser
Network
Network Information
General Information
Extended Network
Enabling Default Gateway
Printer Name
Short Printer Name
NIC Program Version
Web Remote Version
Wired(LAN1) Information
Wired(LAN1)
IPv4 Address
Subnet Mask
Gateway Address
MAC Address
IPv6 Address (Local)
IPv6 Address (Stateless Address)
IPv6 Address (Stateful Address)
Wireless(Infrastructure) Information
Firmware Version
Wireless(Infrastructure)
SSID
Security
State
Band
Channel
RSSI
IPv4 Address
Subnet Mask
Gateway Address
MAC Address
IPv6 Address (Local)
IPv6 Address (Stateless Address)
IPv6 Address (Stateful Address)
Wireless(AP Mode) Information
Wireless(AP Mode)
SSID
Password
Number of connected
IPv4 Address


System
Serial Number
Asset Number
Lot Number
Firmware Version
CU Version
PU Version
Panel Version
RAM
Flash Memory
Date and Time
Print Information
Configuration (Fn100)
Network (Fn101)
File List
PS Font List
PCL Font List
IBM PPR Font List
EPSON FX Font List
Usage Report (Fn102)
Supplies Report
Error Log (Fn103)
Color Profile List
Job Log
CMYK TEST 1
Print
Shared Print (Fn1)
Private Print (Fn2)
Menus
Tray Configuration
MPTray Config
Paper Size (Fn90)
X Dimension (Fn91)
Y Dimension (Fn92)
Media Type (Fn93)
Media Weight (Fn94)
Tray Usage (Fn95)
Tray1 Config
Paper Size (Fn10)
X Dimension (Fn11)
Y Dimension (Fn12)
Media Type (Fn13)
Media Weight (Fn14)
Tray2 Config
Paper Size (Fn20)
X Dimension (Fn21)
Y Dimension (Fn22)
Media Type (Fn23)
Media Weight (Fn24)
Other Size
Tray3 Config
Paper Size (Fn30)
X Dimension (Fn31)
Y Dimension (Fn32)
Media Type (Fn33)
Media Weight (Fn34)
Other Size
Tray4 Config
Paper Size (Fn40)
X Dimension (Fn41)
Y Dimension (Fn42)
Media Type (Fn43)
Media Weight (Fn44)
Other Size
Paper Feed (Fn80)
Auto Tray Switch
Tray Sequence
Duplex Last Page
System Adjust
Power Save Time (Fn200)
Sleep Time (Fn201)
Auto Power Off Time (Fn202)
Silent Mode
Clearable Warning
Auto Continue
Manual Timeout
Timeout InJob
Timeout Local
Timeout Network
Low Toner
Print Mode w/o Color Toner
Jam Recovery
Error Report (Fn210)
Hex Dump (Fn237)
Print Adjust
Print Position Adjust
MPTray (Fn220)
X Adjust
Y Adjust
Duplex X Adjust
Duplex Y Adjust
Tray1 (Fn221)
X Adjust
Y Adjust
Duplex X Adjust
Duplex Y Adjust


Tray2 (Fn222)
X Adjust
Y Adjust
Duplex X Adjust
Duplex Y Adjust
Tray3 (Fn223)
X Adjust
Y Adjust
Duplex X Adjust
Duplex Y Adjust
Tray4 (Fn224)
X Adjust
Y Adjust
Duplex X Adjust
Duplex Y Adjust
Paper Black Setting (Fn230)
Paper Color Setting (Fn231)
Trans. Black Setting (Fn232)
Trans. Color Setting (Fn233)
SMR Setting (Fn234)
Cyan
Magenta
Yellow
Black
BG Setting (Fn235)
Cyan
Magenta
Yellow
Black
HU Setting
VL Cleaning
Gloss Mode
Drum Cleaning (Fn236)
High Humid Mode
Office Document Mode
Moisture Control
Narrow Paper Speed
Quiet Mode
Ultra Light Paper Care Mode
Low Coverage Mode
Low Temp. Mode
Easy Setup
You must input an administrator password.
Language Setup
Select Language
Time Setup
Date Format
Time Zone
Daylight Saving
Setting method
SNTP Server (Primary)
SNTP Server (Secondary)
Time Setting
Admin Password
New Password
Verify Password
Network Setup
General Setup
Extended Network
Enabling Default Gateway
TCP/IP
NetBIOS over TCP
Web
Telnet
FTP
IPSec
SNMP
Network Scale
Network Factory Defaults
Wired(LAN1) Setup
Wired(LAN1)
IP Address Set
IPv4 Address
Subnet Mask
Gateway Address
DHCPv6
Hub Link Setting
System Adjust
Power Save Time (Fn200)
Sleep Time (Fn201)
Auto Power Off Time (Fn202)
Silent Mode
Clearable Warning
Auto Continue
Manual Timeout
Timeout InJob
Timeout Local
Timeout Network
Low Toner
Print Mode w/o Color Toner
Jam Recovery
Error Report (Fn210)
Hex Dump (Fn237)

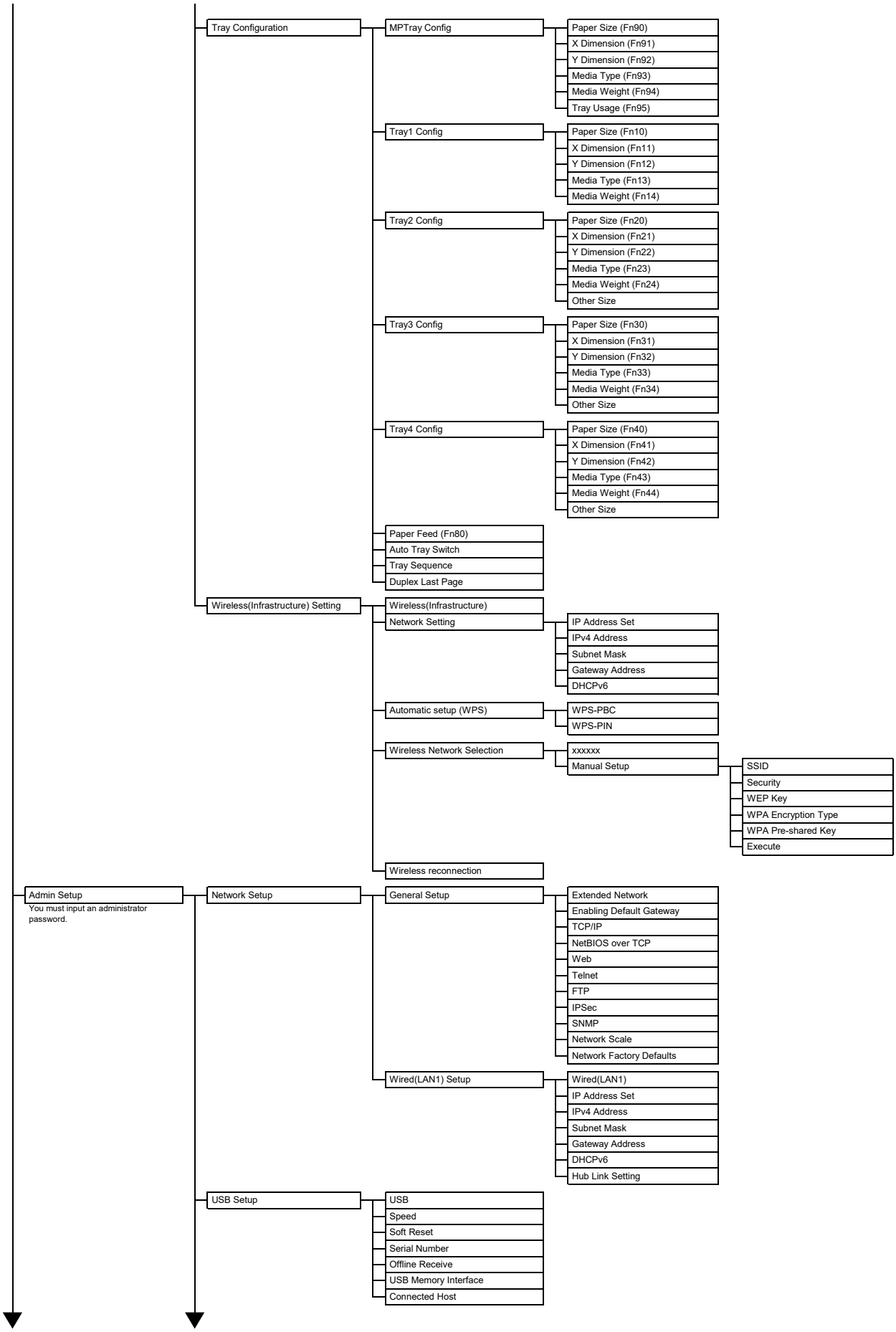
Tray Configuration
MPTray Config
Paper Size (Fn90)
X Dimension (Fn91)
Y Dimension (Fn92)
Media Type (Fn93)
Media Weight (Fn94)
Tray Usage (Fn95)
Tray1 Config
Paper Size (Fn10)
X Dimension (Fn11)
Y Dimension (Fn12)
Media Type (Fn13)
Media Weight (Fn14)
Tray2 Config
Paper Size (Fn20)
X Dimension (Fn21)
Y Dimension (Fn22)
Media Type (Fn23)
Media Weight (Fn24)
Other Size
Tray3 Config
Paper Size (Fn30)
X Dimension (Fn31)
Y Dimension (Fn32)
Media Type (Fn33)
Media Weight (Fn34)
Other Size
Tray4 Config
Paper Size (Fn40)
X Dimension (Fn41)
Y Dimension (Fn42)
Media Type (Fn43)
Media Weight (Fn44)
Other Size
Paper Feed (Fn80)
Auto Tray Switch
Tray Sequence
Duplex Last Page
Wireless(Infrastructure) Setting
Wireless(Infrastructure)
Network Setting
IP Address Set
IPv4 Address
Subnet Mask
Gateway Address
DHCPv6
Automatic setup (WPS)
WPS-PBC
WPS-PIN
Wireless Network Selection
xxxxxx
Manual Setup
SSID
Security
WEP Key
WPA Encryption Type
WPA Pre-shared Key
Execute
Wireless reconnection
Admin Setup
You must input an administrator password.
Network Setup
General Setup
Extended Network
Enabling Default Gateway
TCP/IP
NetBIOS over TCP
Web
Telnet
FTP
IPSec
SNMP
Network Scale
Network Factory Defaults
Wired(LAN1) Setup
Wired(LAN1)
IP Address Set
IPv4 Address
Subnet Mask
Gateway Address
DHCPv6
Hub Link Setting
USB Setup
USB
Speed
Soft Reset
Serial Number
Offline Receive
USB Memory Interface
Connected Host

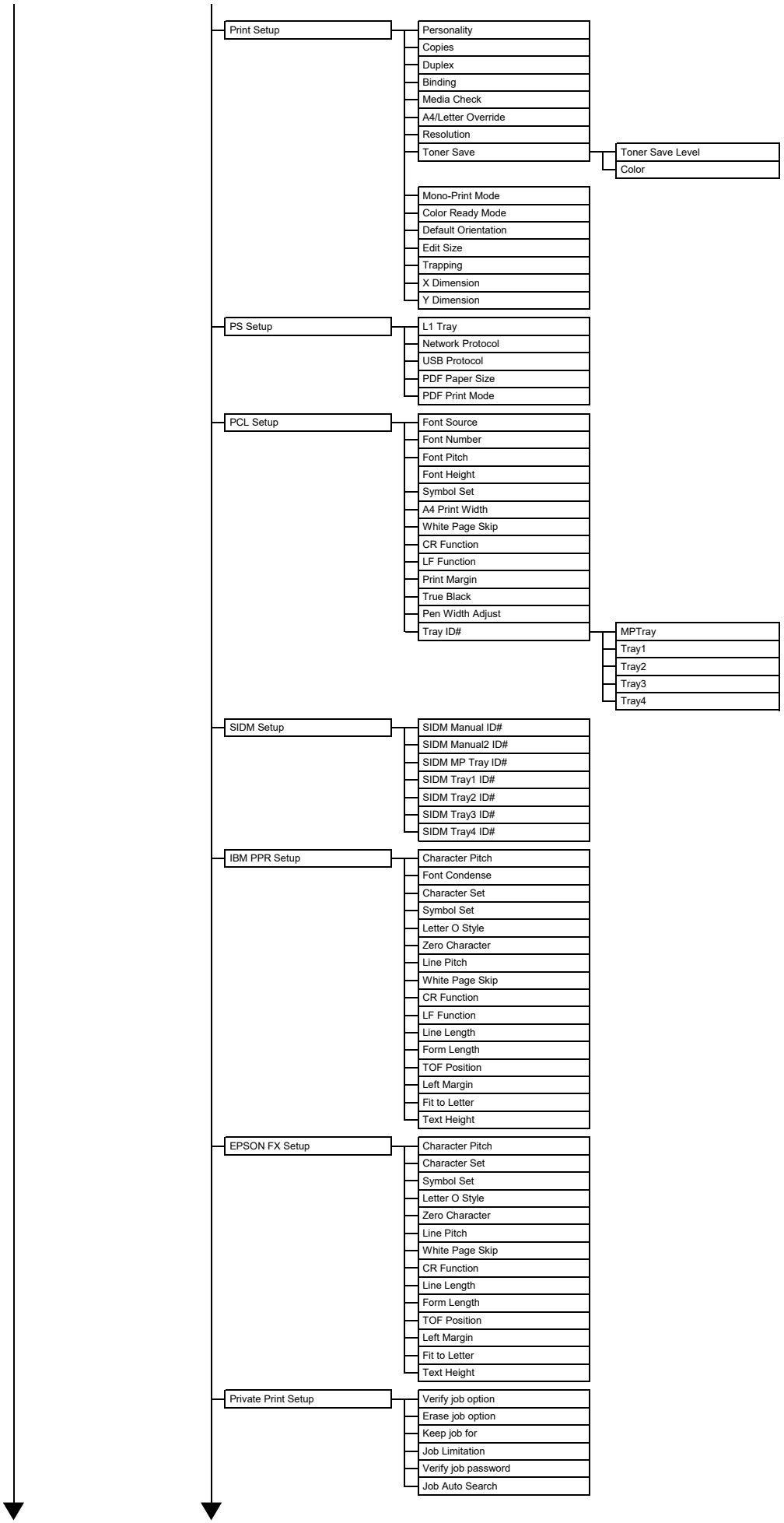
Print Setup
Personality
Copies
Duplex
Binding
Media Check
A4/Letter Override
Resolution
Toner Save
Toner Save Level
Color
Mono-Print Mode
Color Ready Mode
Default Orientation
Edit Size
Trapping
X Dimension
Y Dimension
PS Setup
L1 Tray
Network Protocol
USB Protocol
PDF Paper Size
PDF Print Mode
PCL Setup
Font Source
Font Number
Font Pitch
Font Height
Symbol Set
A4 Print Width
White Page Skip
CR Function
LF Function
Print Margin
True Black
Pen Width Adjust
Tray ID#
MPTray
Tray1
Tray2
Tray3
Tray4
SIDM Setup
SIDM Manual ID#
SIDM Manual2 ID#
SIDM MP Tray ID#
SIDM Tray1 ID#
SIDM Tray2 ID#
SIDM Tray3 ID#
SIDM Tray4 ID#
IBM PPR Setup
Character Pitch
Font Condense
Character Set
Symbol Set
Letter O Style
Zero Character
Line Pitch
White Page Skip
CR Function
LF Function
Line Length
Form Length
TOF Position
Left Margin
Fit to Letter
Text Height
EPSON FX Setup
Character Pitch
Character Set
Symbol Set
Letter O Style
Zero Character
Line Pitch
White Page Skip
CR Function
Line Length
Form Length
TOF Position
Left Margin
Fit to Letter
Text Height
Private Print Setup
Verify job option
Erase job option
Keep job for
Job Limitation
Verify job password
Job Auto Search

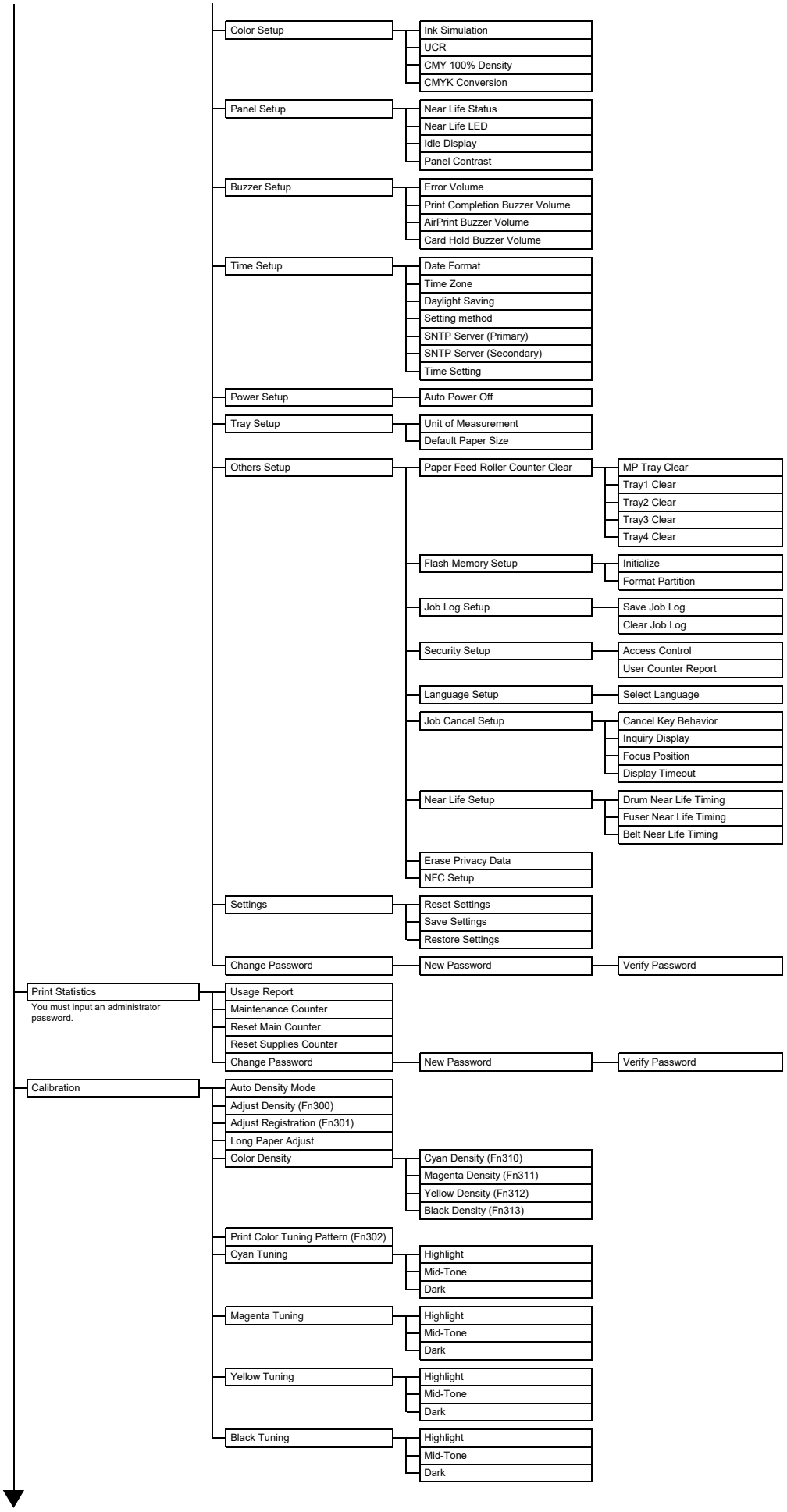
Color Setup
Ink Simulation
UCR
CMY 100% Density
CMYK Conversion
Panel Setup
Near Life Status
Near Life LED
Idle Display
Panel Contrast
Buzzer Setup
Error Volume
Print Completion Buzzer Volume
AirPrint Buzzer Volume
Card Hold Buzzer Volume
Time Setup
Date Format
Time Zone
Daylight Saving
Setting method
SNTP Server (Primary)
SNTP Server (Secondary)
Time Setting
Power Setup
Auto Power Off
Tray Setup
Unit of Measurement
Default Paper Size
Others Setup
Paper Feed Roller Counter Clear
MP Tray Clear
Tray1 Clear
Tray2 Clear
Tray3 Clear
Tray4 Clear
Flash Memory Setup
Initialize
Format Partition
Job Log Setup
Save Job Log
Clear Job Log
Security Setup
Access Control
User Counter Report
Language Setup
Select Language
Job Cancel Setup
Cancel Key Behavior
Inquiry Display
Focus Position
Display Timeout
Near Life Setup
Drum Near Life Timing
Fuser Near Life Timing
Belt Near Life Timing
Erase Privacy Data
NFC Setup
Settings
Reset Settings
Save Settings
Restore Settings
Change Password
New Password
Verify Password
Print Statistics
You must input an administrator password.
Usage Report
Maintenance Counter
Reset Main Counter
Reset Supplies Counter
Change Password
New Password
Verify Password
Calibration
Auto Density Mode
Adjust Density (Fn300)
Adjust Registration (Fn301)
Long Paper Adjust
Color Density
Cyan Density (Fn310)
Magenta Density (Fn311)
Yellow Density (Fn312)
Black Density (Fn313)
Print Color Tuning Pattern (Fn302)
Cyan Tuning
Highlight
Mid-Tone
Dark
Magenta Tuning
Highlight
Mid-Tone
Dark
Yellow Tuning
Highlight
Mid-Tone
Dark
Black Tuning
Highlight
Mid-Tone
Dark

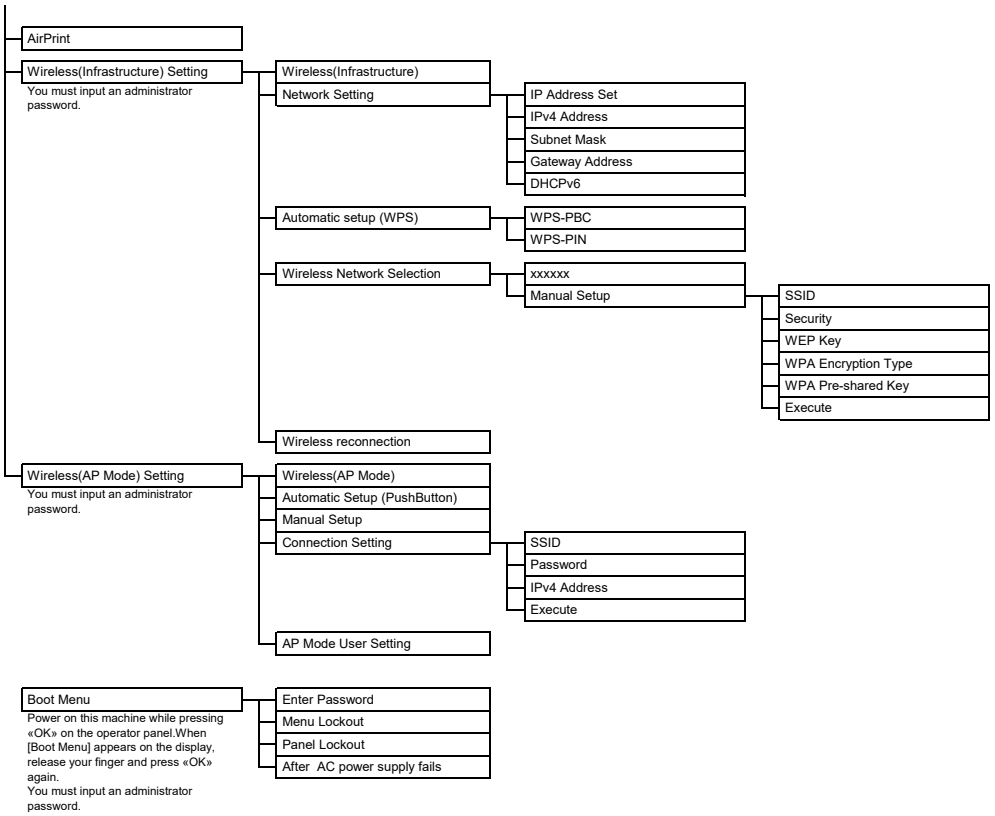
AirPrint
Wireless(Infrastructure) Setting
You must input an administrator password.
Wireless(Infrastructure)
Network Setting
IP Address Set
IPv4 Address
Subnet Mask
Gateway Address
DHCPv6
Automatic setup (WPS)
WPS-PBC
WPS-PIN
Wireless Network Selection
xxxxxx
Manual Setup
SSID
Security
WEP Key
WPA Encryption Type
WPA Pre-shared Key
Execute
Wireless reconnection
Wireless(AP Mode) Setting
You must input an administrator password.
Wireless(AP Mode)
Automatic Setup (PushButton)
Manual Setup
Connection Setting
SSID
Password
IPv4 Address
Execute
AP Mode User Setting
Boot Menu
Power on this machine while pressing «OK» on the operator panel.When [Boot Menu] appears on the display, release your finger and press «OK» again.
You must input an administrator password.
Enter Password
Menu Lockout
Panel Lockout
After AC power supply fails