Menu Map

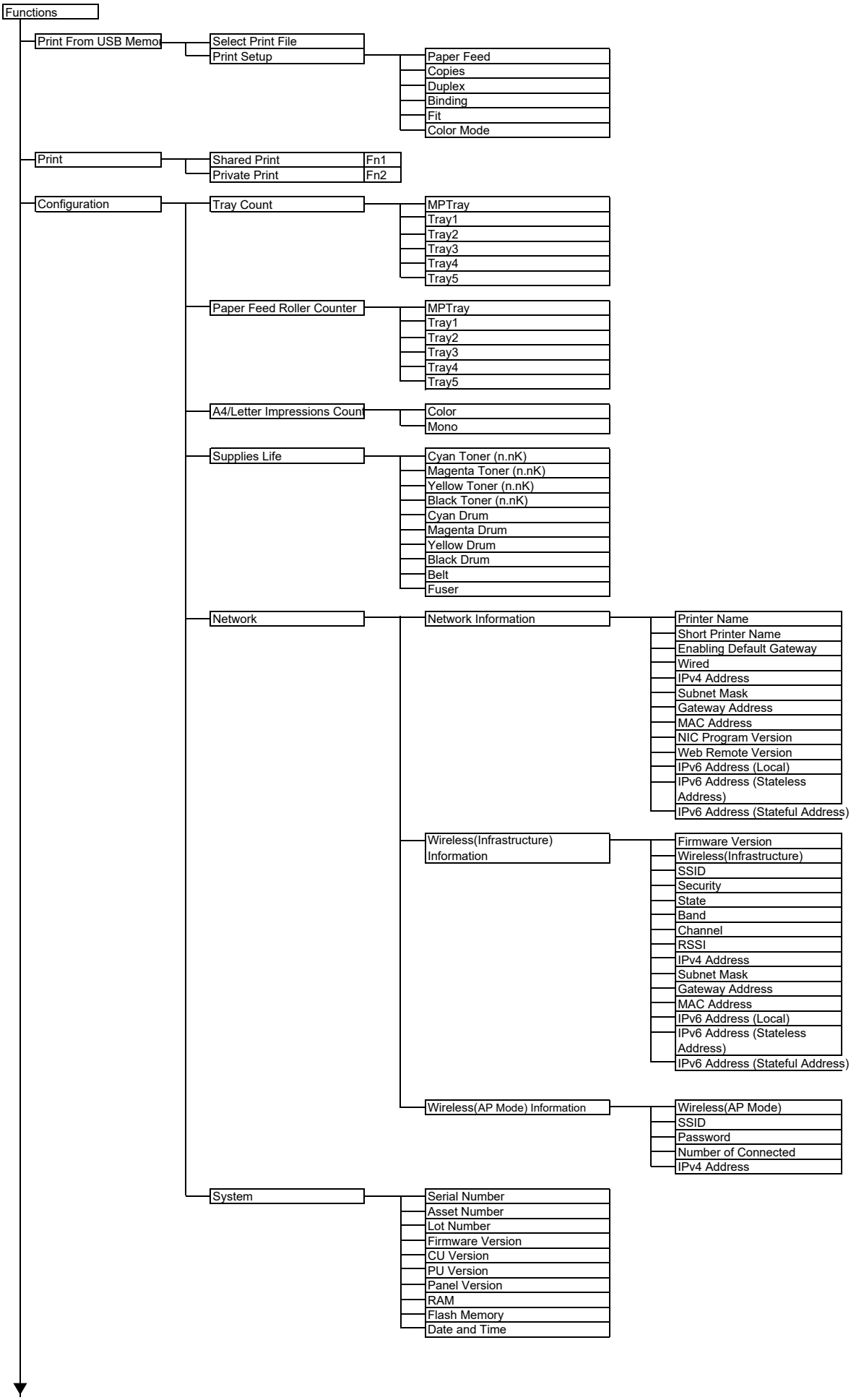
Functions
Print From USB Memo
Select Print File
Print Setup
Paper Feed
Copies
Duplex
Binding
Fit
Color Mode
Print
Shared Print
Fn1
Private Print
Fn2
Configuration
Tray Count
MPTray
Tray1
Tray2
Tray3
Tray4
Tray5
Paper Feed Roller Counter
MPTray
Tray1
Tray2
Tray3
Tray4
Tray5
A4/Letter Impressions Coun
Color
Mono
Supplies Life
Cyan Toner (n.nK)
Magenta Toner (n.nK)
Yellow Toner (n.nK)
Black Toner (n.nK)
Cyan Drum
Magenta Drum
Yellow Drum
Black Drum
Belt
Fuser
Network
Network Information
Printer Name
Short Printer Name
Enabling Default Gateway
Wired
IPv4 Address
Subnet Mask
Gateway Address
MAC Address
NIC Program Version
Web Remote Version
IPv6 Address (Local)
IPv6 Address (Stateless Address)
IPv6 Address (Stateful Address)
Wireless(Infrastructure) Information
Firmware Version
Wireless(Infrastructure)
SSID
Security
State
Band
Channel
RSSI
IPv4 Address
Subnet Mask
Gateway Address
MAC Address
IPv6 Address (Local)
IPv6 Address (Stateless Address)
IPv6 Address (Stateful Address)
Wireless(AP Mode) Information
Wireless(AP Mode)
SSID
Password
Number of Connected
IPv4 Address
System
Serial Number
Asset Number
Lot Number
Firmware Version
CU Version
PU Version
Panel Version
RAM
Flash Memory
Date and Time


Print Information
Configuration Fn100
Network Fn101
File List
PS Font List
PCL Font List
IBM PPR Font List
EPSON FX Font List
Usage Report Fn102
Supplies Report
Error Log Fn103
Color Profile List
Job Log
CMYK TEST 1
Menus
Tray Configuration
MPTray Config
Paper Size Fn90
X Dimension Fn91
Y Dimension Fn92
Media Type Fn93
Media Weight Fn94
Tray Usage Fn95
Tray1 Config
Paper Size Fn10
X Dimension Fn11
Y Dimension Fn12
Media Type Fn13
Media Weight Fn14
Legal Paper
Other Size
Tray2 Config
Paper Size Fn20
X Dimension Fn21
Y Dimension Fn22
Media Type Fn23
Media Weight Fn24
Legal Paper
Other Size
Tray3 Config
Paper Size Fn30
X Dimension Fn31
Y Dimension Fn32
Media Type Fn33
Media Weight Fn34
Legal Paper
Other Size
Tray4 Config
Paper Size Fn40
X Dimension Fn41
Y Dimension Fn42
Media Type Fn43
Media Weight Fn44
Legal Paper
Other Size
Tray5 Config
Paper Size Fn50
X Dimension Fn51
Y Dimension Fn52
Media Type Fn53
Media Weight Fn54
Legal Paper
Other Size
Paper Feed Fn80
Auto Tray Switch
Tray Sequence
Duplex Last Page
System Adjust
Power Save Time Fn200
Sleep Time Fn201
Auto Power Off Time Fn202
Silent Mode
Clearable Warning
Auto Continue
Manual Timeout
Timeout InJob
Timeout Local
Timeout Network
Low Toner
Print Mode w/o Color Toner
Jam Recovery
Error Report Fn210
Hex Dump Fn237
Print Adjust
Print Position Adjust
MPTray Fn220
X Adjust
Y Adjust
Duplex X
Duplex Y
Tray1 Fn221
X Adjust
Y Adjust
Duplex X
Duplex Y

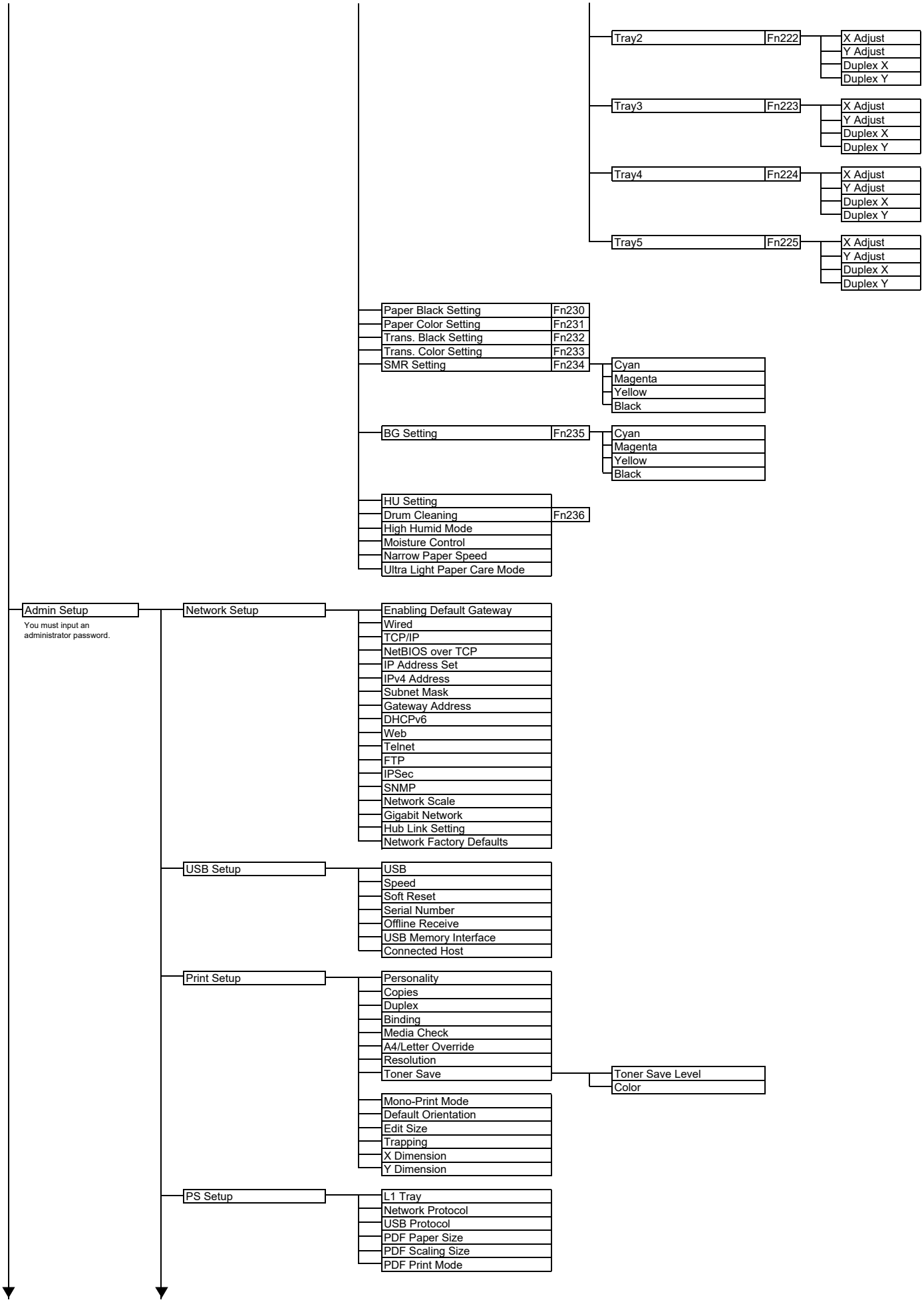
Tray2
Fn222
X Adjust
Y Adjust
Duplex X
Duplex Y
Tray3
Fn223
X Adjust
Y Adjust
Duplex X
Duplex Y
Tray4
Fn224
X Adjust
Y Adjust
Duplex X
Duplex Y
Tray5
Fn225
X Adjust
Y Adjust
Duplex X
Duplex Y
Paper Black Setting
Fn230
Paper Color Setting
Fn231
Trans. Black Setting
Fn232
Trans. Color Setting
Fn233
SMR Setting
Fn234
Cyan
Magenta
Yellow
Black
BG Setting
Fn235
Cyan
Magenta
Yellow
Black
HU Setting
Drum Cleaning
Fn236
High Humid Mode
Moisture Control
Narrow Paper Speed
Ultra Light Paper Care Mode
Admin Setup
You must input an administrator password.
Network Setup
Enabling Default Gateway
Wired
TCP/IP
NetBIOS over TCP
IP Address Set
IPv4 Address
Subnet Mask
Gateway Address
DHCPv6
Web
Telnet
FTP
IPSec
SNMP
Network Scale
Gigabit Network
Hub Link Setting
Network Factory Defaults
USB Setup
USB
Speed
Soft Reset
Serial Number
Offline Receive
USB Memory Interface
Connected Host
Print Setup
Personality
Copies
Duplex
Binding
Media Check
A4/Letter Override
Resolution
Toner Save
Toner Save Level
Color
Mono-Print Mode
Default Orientation
Edit Size
Trapping
X Dimension
Y Dimension
PS Setup
L1 Tray
Network Protocol
USB Protocol
PDF Paper Size
PDF Scaling Size
PDF Print Mode

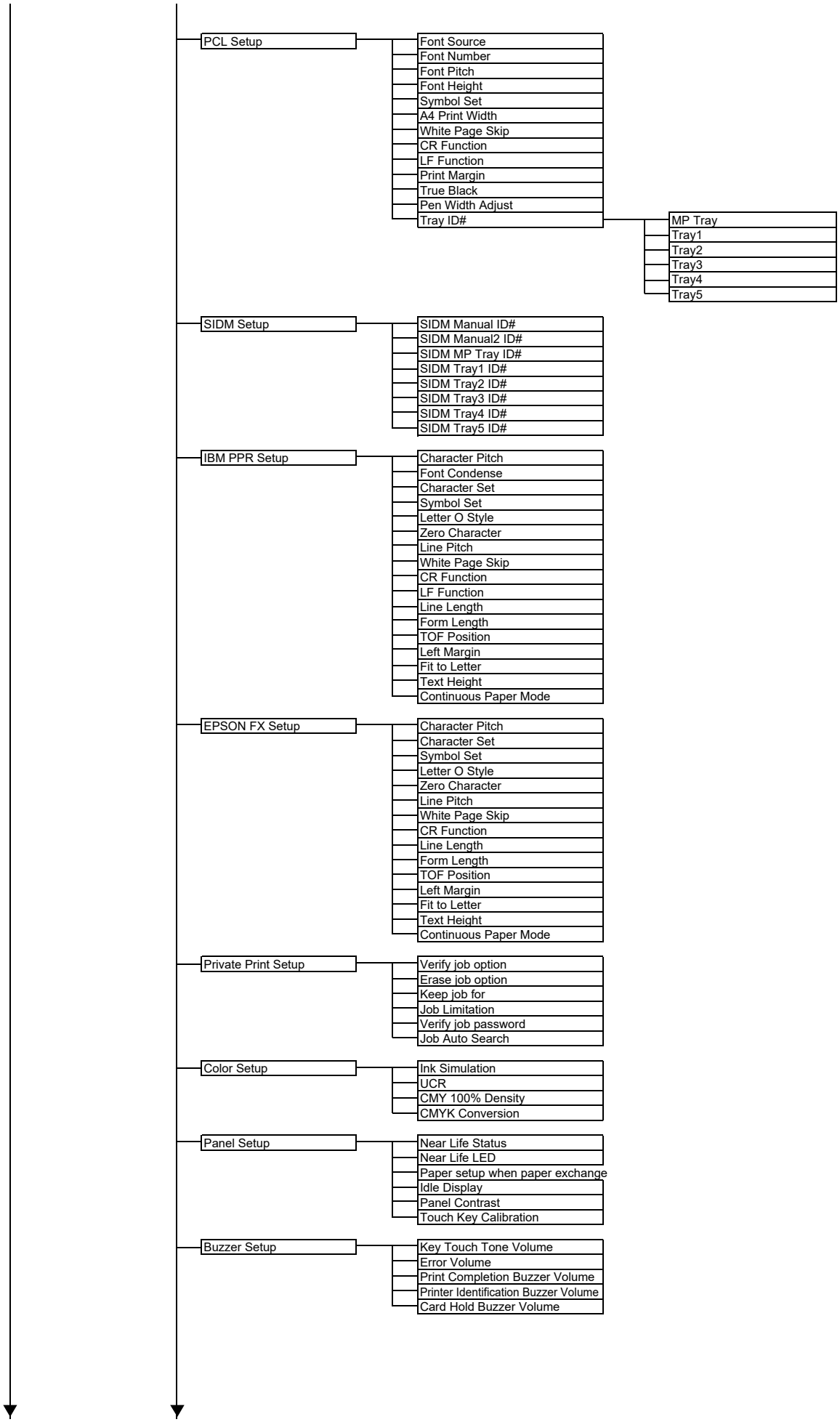
PCL Setup
Font Source
Font Number
Font Pitch
Font Height
Symbol Set
A4 Print Width
White Page Skip
CR Function
LF Function
Print Margin
True Black
Pen Width Adjust
Tray ID#
MP Tray
Tray1
Tray2
Tray3
Tray4
Tray5
SIDM Setup
SIDM Manual ID#
SIDM Manual2 ID#
SIDM MP Tray ID#
SIDM Tray1 ID#
SIDM Tray2 ID#
SIDM Tray3 ID#
SIDM Tray4 ID#
SIDM Tray5 ID#
IBM PPR Setup
Character Pitch
Font Condense
Character Set
Symbol Set
Letter O Style
Zero Character
Line Pitch
White Page Skip
CR Function
LF Function
Line Length
Form Length
TOF Position
Left Margin
Fit to Letter
Text Height
Continuous Paper Mode
EPSON FX Setup
Character Pitch
Character Set
Symbol Set
Letter O Style
Zero Character
Line Pitch
White Page Skip
CR Function
Line Length
Form Length
TOF Position
Left Margin
Fit to Letter
Text Height
Continuous Paper Mode
Private Print Setup
Verify job option
Erase job option
Keep job for
Job Limitation
Verify job password
Job Auto Search
Color Setup
Ink Simulation
UCR
CMY 100% Density
CMYK Conversion
Panel Setup
Near Life Status
Near Life LED
Paper setup when paper exchange
Idle Display
Panel Contrast
Touch Key Calibration
Buzzer Setup
Key Touch Tone Volume
Error Volume
Print Completion Buzzer Volume
Printer Identification Buzzer Volume
Card Hold Buzzer Volume

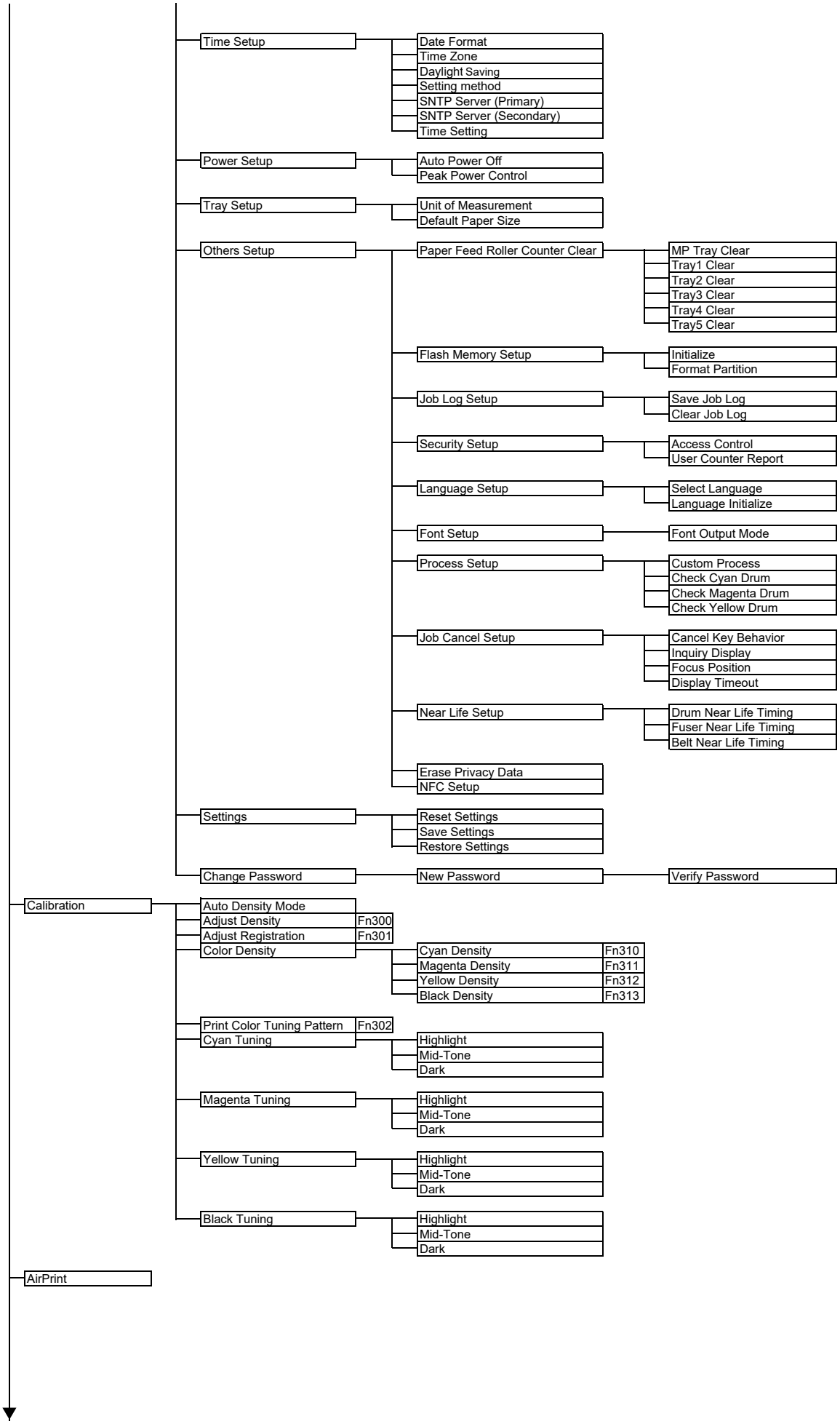
Time Setup
Date Format
Time Zone
Daylight Saving
Setting method
SNTP Server (Primary)
SNTP Server (Secondary)
Time Setting
Power Setup
Auto Power Off
Peak Power Control
Tray Setup
Unit of Measurement
Default Paper Size
Others Setup
Paper Feed Roller Counter Clear
MP Tray Clear
Tray1 Clear
Tray2 Clear
Tray3 Clear
Tray4 Clear
Tray5 Clear
Flash Memory Setup
Initialize
Format Partition
Job Log Setup
Save Job Log
Clear Job Log
Security Setup
Access Control
User Counter Report
Language Setup
Select Language
Language Initialize
Font Setup
Font Output Mode
Process Setup
Custom Process
Check Cyan Drum
Check Magenta Drum
Check Yellow Drum
Job Cancel Setup
Cancel Key Behavior
Inquiry Display
Focus Position
Display Timeout
Near Life Setup
Drum Near Life Timing
Fuser Near Life Timing
Belt Near Life Timing
Erase Privacy Data
NFC Setup
Settings
Reset Settings
Save Settings
Restore Settings
Change Password
New Password
Verify Password
Calibration
Auto Density Mode
Adjust Density
Fn300
Adjust Registration
Fn301
Color Density
Cyan Density
Fn310
Magenta Density
Fn311
Yellow Density
Fn312
Black Density
Fn313
Print Color Tuning Pattern
Fn302
Cyan Tuning
Highlight
Mid-Tone
Dark
Magenta Tuning
Highlight
Mid-Tone
Dark
Yellow Tuning
Highlight
Mid-Tone
Dark
Black Tuning
Highlight
Mid-Tone
Dark
AirPrint

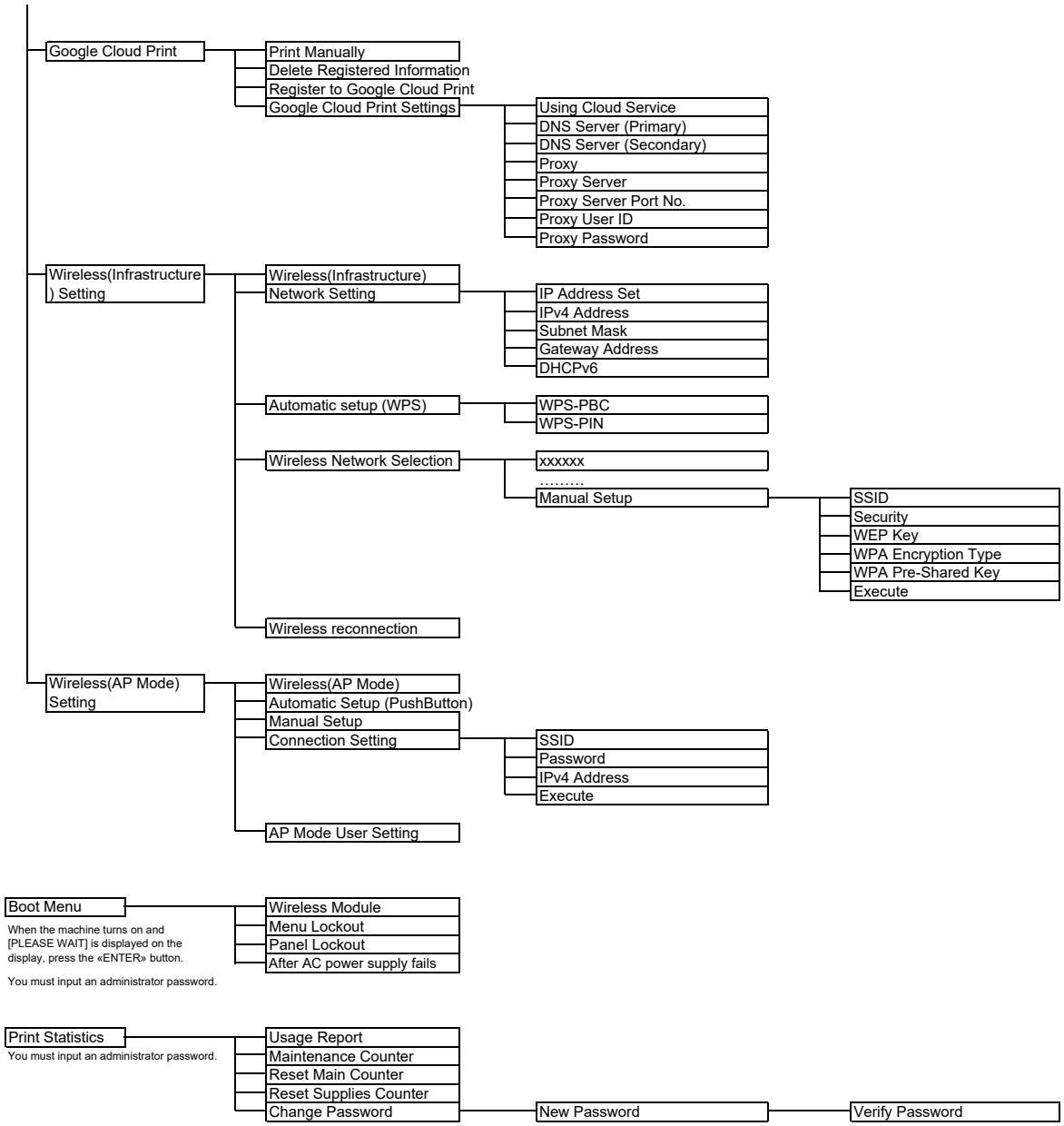
Google Cloud Print
Print Manually
Delete Registered Information
Register to Google Cloud Print
Google Cloud Print Settings
Using Cloud Service
DNS Server (Primary)
DNS Server (Secondary)
Proxy
Proxy Server
Proxy Server Port No.
Proxy User ID
Proxy Password
Wireless(Infrastructure) Setting
Wireless(Infrastructure)
Network Setting
IP Address Set
IPv4 Address
Subnet Mask
Gateway Address
DHCPv6
Automatic setup (WPS)
WPS-PBC
WPS-PIN
Wireless Network Selection
xxxxxx
……
Manual Setup
SSID
Security
WEP Key
WPA Encryption Type
WPA Pre-Shared Key
Execute
Wireless reconnection
Wireless(AP Mode) Setting
Wireless(AP Mode)
Automatic Setup (PushButton)
Manual Setup
Connection Setting
SSID
Password
IPv4 Address
Execute
AP Mode User Setting

Boot Menu
When the machine turns on and [PLEASE WAIT] is displayed on the display, press the «ENTER» button.
You must input an administrator password.
Wireless Module
Menu Lockout
Panel Lockout
After AC power supply fails

Print Statistics
You must input an administrator password.
Usage Report
Maintenance Counter
Reset Main Counter
Reset Supplies Counter
Change Password
New Password
Verify Password